

# CLASSROOM DESK SOLID WOOD (70X50/55 CM) MODEL 7010



## STANDARD VERSION

Tabletop, 3-layer chipboard (E1), melamine coated, highly abrasion-resistant, with 3 mm plastic edge, thickness: 25 mm.

**Note:** Table height specifications refer to a tabletop thickness of 25 mm.

C-shape frame, side parts made of solid beech wood, mortised and glued. Runners flat tapered, made of solid beech wood, natural lacquered. With plastic floor protectors.

## OPTIONS

- Tabletop with ASSODUR® edge
- Table top HPL glued
- Table top glued with solid wood edge glue-in crowned
- Table top WOODMARK, 21.5 mm
- Table top Multiplex, 20 mm
- Felt floor protectors
- Satchel hook
- Glossy, galvanized book basket
- Chair suspension PAGHOLZ® sled-base chair
- Chair suspension C-shape chairs
- Chair suspension

## STANDARD

DIN EN 1729-1, DIN EN 1729-2

## SIZES

| SIZE            | 2        | 3        | 4        | 5        | 6        | 7        |
|-----------------|----------|----------|----------|----------|----------|----------|
| TABLE WIDTH     | 70 cm    | 70 cm    | 70 cm    | 70 cm    | 70 cm    | 70 cm    |
| TABLE HEIGHT    | 53 cm    | 59 cm    | 65 cm    | 71 cm    | 77 cm    | 83 cm    |
| TABLE DEPTH     | 50/55 cm | 50/55 cm | 50/55 cm | 50/55 cm | 50/55 cm | 50/55 cm |
| STACKABILITY    | -        | -        | -        | -        | -        | -        |
| NUMBER OF SEATS | 1        | 1        | 1        | 1        | 1        | 1        |
| WEIGHT          | 9 kg     | 10 kg    | 10 kg    | 11 kg    | 11 kg    | 12 kg    |

Our range of materials and colors can be found in the A2S material overview.



A2S-Furnishing Systems Ltd.  
ASS-Einrichtungssysteme GmbH  
info@a2s.com  
WWW.A2S.COM

# CLASSROOM DESK SOLID WOOD (70X50/55 CM) MODEL 7010




## BENEFITS/SPECIALS



Melamine coated table top with robust plastic edge



Optional melamine coated table top with solid wood edge




Optional table top multiplex melamine coated



Optional WOODMARK table top in shatterproof quality



Optional melamine coated table top with ASSODUR® edge



Optionally one satchel hook per seat




Durable and robust construction; firmly mortised and glued



Due to C-shape no disturbance of the table legs when getting in and out of the table



Solid beech wood from sustainable forestry with water-based varnish



Painted with environmentally friendly water-based paint.