



RELAXATION IS
HALF THE WORK.



MODULA



THE MODULA SYSTEM
**WORKING AND RELAXING -
 IN THE SAME PLACE, AT THE SAME TIME.**

With its versatile combinable elements, MODULA offers countless possibilities for the creative furnishing and zoning of open learning landscapes.

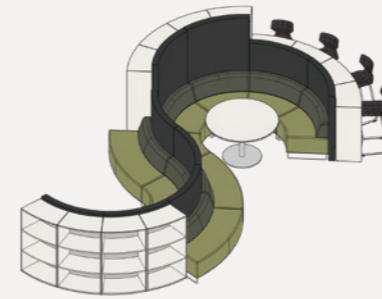
No matter whether in learning rooms, quiet areas or waiting areas - the inviting open forms allow for effective dual use of the spaces (e.g. library/media library).

The fabric-covered partition walls also have an acoustic function in addition to dividing the room. In this way, silent focused work and open relaxed communication can take place simultaneously during all forms of learning and working.

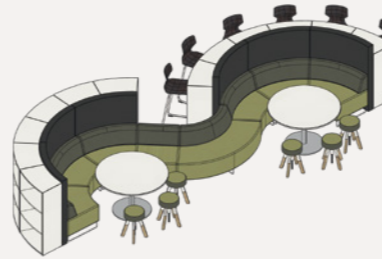
For even more possibilities, MODULA can also be combined with the straight seating elements of our DOMINO series.



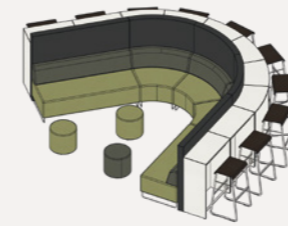
EXAMPLE



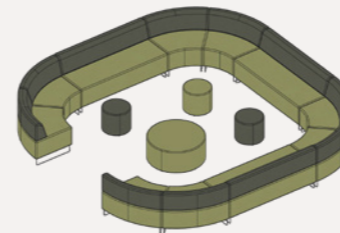
Open learning



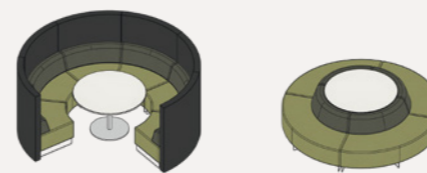
Library/media library



Administration/teachers' room with DOMINO



Canteen with DOMINO



Waiting areas



FEATURES AND ADVANTAGES

sophisticated system for versatile combination possibilities and zoning

flexibility thanks to the modular principle, can be expanded with straight DOMINO elements

can be combined with DOMINO, MAZE, CYLINDA, BLOC as well as COMBi for more design possibilities

robust construction and durable upholstery

easy to care for and durable covering fabrics and leather coverings in different qualities

extensive colour selection, freely selectable

combinations of room dividers and soundproofing function via back panels in three different heights

back panels optionally with a socket insert or USB charger

Shelf elements with translucent Plexiglas back panel

UPHOLSTERED ELEMENTS Seat height 45 cm

CONCAVE/CONVEX				STRAIGHT (DOMINO ELEMENTS)		
Model	9384.045	9384.245	9384.290	9384.001	9384.070	9384.165
Dimensions/cm (WxD)	107 x 69	161 x 69	182 x 69	69 x 69	69 x 69	165 x 69
Segment angle	45°	45°	90°			

BACK PANELS Depth 11 cm

CURVED			STRAIGHT			
Model	9389.045 9388.045 9383.045		9389.165 9389.069		9388.165 9388.069	9383.165 9383.069
Dimensions/cm (WxH)	115 x 180 130 95		165 69 x 180		165 69 x 130	165 69 x 95
Segment angle	45°					
Electrification	Socket USB*				Socket USB*	Socket USB*

* Back panel height 130 and 95 cm
1 to 2 single sockets and/or USB chargers optional.

DECOR AND COVERING FABRIC

- Shelf and table elements** Decor U400 Pure White
 - Upholstered elements** Price group 1- 4. Colour combinations of the seat surface and backrest can be freely chosen within a fabric group.
 - Back panels** Fabric group WOOL and TAFF B1
- An overview of all fabrics and decor can be found in the A2S material overview.



SHELVES Depth 42 cm

CURVED			STRAIGHT			
Model	4620.541	4620.531	4610.542	4610.532	4610.541	4610.531
Dimensions/cm (WxH)	75 x 166	75 x 127	83 x 166	83 x 127	69 x 166	69 x 127
Segment angle	22,5°	22,5°				

TABLES Depth 42 cm

CURVED	STRAIGHT		
Model	3135.074	3130.084	3130.064
Dimensions/cm (WxH)	75 x 110	83 x 110	69 x 110
Segment angle	22,5°		

